T66

Thames Side

CANTILEVER BEAM LOAD CELL FOR HARSH INDUSTRIAL ENVIRONMENTS

capacities 5kg - 500kg



This fully welded stainless steel bending beam load cell is hermetically sealed to IP68 / IP69K and can be used in the harshest industrial environments. It is suitable for weighing platforms, bag fillers, belt weighers and tank weighing in the Food Processing, Chemical, Pharmaceutical and general Bulk Handling industries.

OIML C3 or C6 approved versions are available. A 6 wire cable (with sense wires) is supplied as standard.

T66 load cells are available with ATEX certification for all Gas and Dust zones. ATEX certification for Dust zones 20, 21 and 22 does not require safety barriers, saving substantial cost.

For applications in aggressive environments where stress corrosion or acid attack is an issue, a special Parylene coating can be specified as an option. High temperature variants for continuous operation in environments up to 150˚C are also available.

- Stainless steel load sensor
- Hermetically sealed, fully welded construction
- High durability Polyurethane cable
- IP68 / IP69K Protection
- 3000 divisions OIML R60 Class C
- Option: 6000 divisions OIML R60 Class C
- 5 year warranty
- High Integrity cable entry
- 4 wire option available according to order
- Available in high temperature version
- Available in Ex version
- Available with optional Parylene coating

OIML

T66

technical specification...

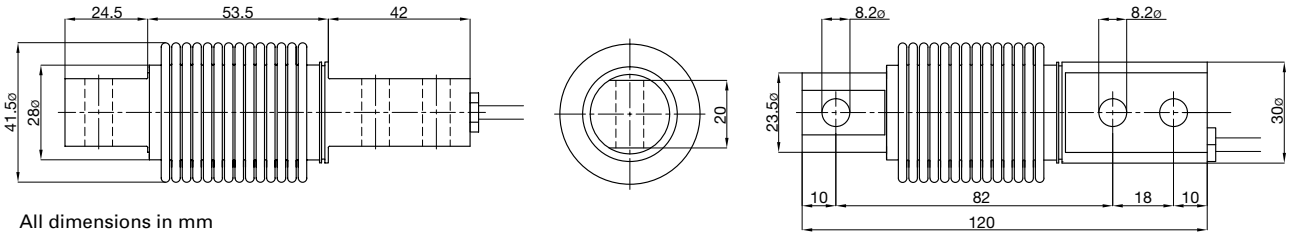

All dimensions in mm

Model T66 ATEX Certification

Code	Temperature Class	Parameters	Application
II 1 GD Ex ia II CT4 to T6 Ga Ex ia IIIC T135˚C to T85˚C Da Ex ta IIIC T85˚C Da	T4	Pi = 2.50W	Gas Zones 0, 1, 2 **with** safety barriers Dust Zones 20, 21, 22 **without** safety barriers
	T5	Pi = 2.50W	
	T6	Pi = 1.69W	

T66 Load Cell

	Load cell specification		Units
Accuracy Class	3000 (See Note 1)	6000	n. OIML
Load Cell Capacity (E_{max})	5, 10, 20, 30, 50,75, 100, 150, 200, 250, 300, 500	50, 75, 100, 150, 200, 250	kg
Rated Output (S_n)	2		mV/V ± 0.1 %**
Combined Error	< ± 0.017	< ± 0.008	% S_n
Non-repeatability	< ± 0.015	< ± 0.01	% S_n
Minimum load cell verification interval (v_{min}) = E_{max} / Y	E_{max} / 10000	E_{max} / 18000	kg
Creep (30 minutes)	< ± 0.016	< ± 0.008	% S_n
Temperature Effect on Zero Balance	< ± 0.002	< ± 0.001	% S_n / ˚C
Temperature Effect on Span	< ± 0.0012	< ± 0.0006	% S_n / ˚C
Compensated Temperature Range	-10 to +40		˚C
Operating Temperature Range	-30 to +70		˚C
Safe Overload	200		% E_{max}
Ultimate Overload	300		% E_{max}
Zero Balance	< ± 2		% S_n
Input Resistance	400		Ω ± 20
Output Resistance	350		Ω ± 3
Insulation Resistance	> 5000		MΩ @ 100V
Recommended Supply Voltage	5-15		V
Maximum Supply Voltage	15		V
Environmental Protection	IP68 / IP69K		-
Maximum deflection at E_{max}	0.2-0.4		mm
Cable Length	3		m
Cable Material	Polyurethane		-
Nominal Shipping Weight	0.5		kg

1. OIML C3 (3000 division) approval from 10-250kg

** For 5-20kg capacity range, rated output (Sn) tolerance is ± 0.2 %

6 Wire Connection (C3 or C6)

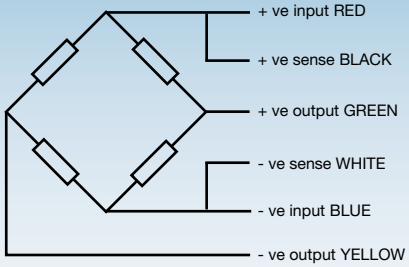

4 Wire Connection (C3 only) – on request

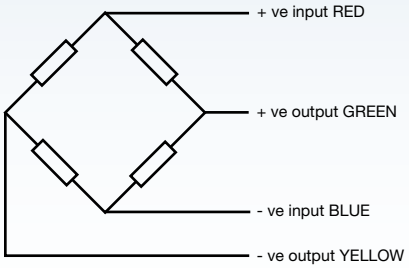

Electrical Connections

Via 6 wire, 5.7mm diameter, screened polyurethane cable. C3 version is available with 4 wire cable on request.
Screen not connected electrically to load cell.

Construction

Load cell manufactured from stainless steel.

Mounting Options

- Stainless steel baseplate
- Anti-Vibration assembly LA66
- LeverMount® Lite mounting accessory
- Tension Accessory LA66-TENSION

DISTRIBUTED BY:

MECO
MEASUREMENTS & CONTROLS

Via Enrico Cernuschi, 4 20129 Milano
Tel. +39 02 4 692 680 Fax +39 02 4 694 602 info@mecoitalia.it www.mecoitalia.it

THAMES SIDE SENSORS LTD

Issue: T66.01.19

Our policy is one of continuous product enhancement. We therefore reserve the right to incorporate technical modifications without prior notification.